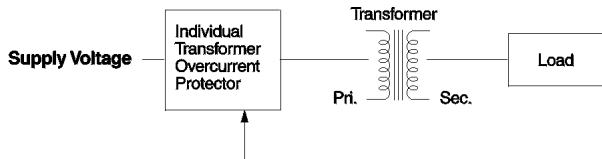


**Overcurrent Protection**

Fusing and circuit breaker protection. How to overcurrent protect 600 Volt class transformers and associated wiring per NEC 450-3(b) and NEC 240-3.

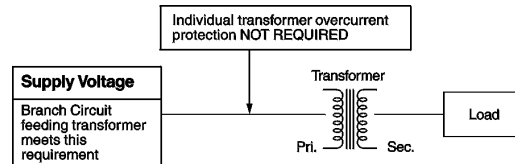
1. Primary protection only is required if the transformer is single-phase and the secondary has only two wires. Overcurrent protection rating and location are shown in Diagram A.



Primary Current	Overcurrent Protection Rating
Less than 2 amps	300% maximum
2 to 9 amps	167% maximum
9 amps or more	125% of rated primary current (or next highest standard rating)

Diagram A

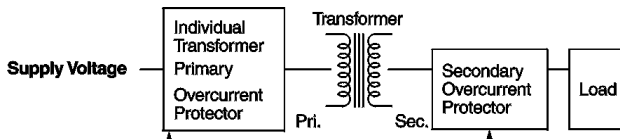
2. If the branch circuit feeding the transformer has overcurrent protection to meet the individual protection requirements in Example 1, then individual transformer protection is **not** required.



Primary Current	Overcurrent Protection Rating
Less than 2 amps	300% maximum
2 to 9 amps	167% maximum
9 amps or more	125% of rated primary current (or next highest standard rating)

Diagram B

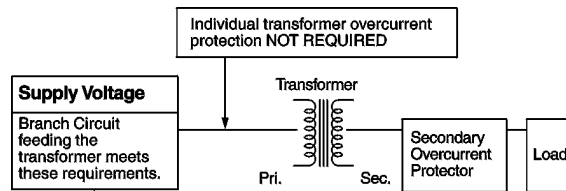
3. Primary and secondary protection is required if the transformer has more than two wires on the secondary circuit.



Primary Current	Secondary Current	Overcurrent Protection Rating
250% primary current	Less than 9 amps	167% maximum
Not more than 250%	9 amps or more	125% (or next higher standard rating)

Diagram C

4. If the branch circuit feeding the transformer has overcurrent protection to meet the individual primary overcurrent protection requirements in Example 3, then individual primary protection is **not** required. Secondary OCP is required as shown below.



Primary Current	Secondary Current	Overcurrent Protection Rating
250% primary current	Less than 9 amps	167% maximum
Not more than 250%	9 amps or more	125% (or next higher standard rating)

Diagram D


**Section 240.6 (a) of the 2005 National Electrical Code\***


The standard ampere ratings for fuses and inverse time circuit breakers shall be considered 15, 20, 25, 30, 35, 40, 45, 50, 60, 70, 80, 90, 100, 110, 125, 150, 175, 200, 225, 250, 300, 350, 400, 450, 500, 600, 700, 800, 1000, 1200, 1600, 2000, 2500, 3000, 4000, 5000 and 6000 amperes. Additional standard ratings for fuses shall be considered 1, 3, 6, 10 and 601. The use of fuses and inverse time circuit breakers with nonstandard ampere ratings shall be permitted.


\* Reprinted with permission from NFPA 70-2005, National Electrical Code®, ©2005, National Fire Protection Association, Quincy, MA 02269. This reprinted material is not the complete and official position of the NFPA on the referenced subject which is represented only by the standard in its entirety.

## Primary Fuse Recommendations

Primary Voltage													
V <sub>in</sub>	120	200	208	220	230	240	277	440	460	480	550	575	600
VA													
50	1.25 (2)	.75 (1.25)	.6 (1.13)	.6 (1.13)	.6 (1)	.6 (1)	.5 (.8)	.3 (.5)	.3 (.5)	.3 (.5)	.25 (.4)	.25 (.4)	.25 (.4)
75	1.8 (3)	1.13 (1.8)	1 (1.8)	1 (1.6)	.8 (1.6)	.8 (1.5)	.8 (1.25)	.5 (.8)	.4 (.8)	.4 (.75)	.4 (.6)	.3 (.6)	.3 (.6)
100	2.5 (4)	1.5 (2.5)	1.4 (2.25)	1.25 (2.25)	1.25 (2)	1.25 (2)	1 (1.8)	.6 (1.13)	.6 (1)	.6 (1)	.5 (.8)	.5 (.8)	.5 (.8)
150	3.5 (6.25)	2.25 (3.5)	2 (3.5)	2 (3.2)	1.8 (3.2)	1.8 (3)	1.6 (2.5)	1 (1.6)	.8 (1.6)	.8 (1.5)	.8 (1.25)	.75 (1.25)	.75 (1.25)
200	5 (8)	3 (5)	2.8 (4.5)	2.5 (4.5)	2.5 (4)	2.5 (4)	2 (3.5)	1.25 (2.25)	1.25 (2)	1.25 (2)	1 (1.8)	1 (1.5)	1 (1.6)
250	3 (5)	3.5 (6.25)	3.5 (6)	3.2 (5.6)	3.2 (5)	3 (5)	2.5 (4.5)	1.6 (2.8)	1.6 (2.5)	1.5 (2.5)	1.25 (2.25)	1.25 (2)	1.25 (2)
300	4 (6.25)	4.5 (7.5)	4 (7)	4 (6.25)	3.5 (6.25)	3.5 (6.25)	3.2 (5)	2 (3.2)	1.8 (3.2)	1.8 (3)	1.6 (2.5)	1.5 (2.5)	1.5 (2.5)
350	4.5 (7)	5 (8)	5 (8)	4.5 (7.5)	4.5 (7.5)	4 (7)	3.5 (6.25)	2.25 (3.5)	2.25 (3.5)	2 (3.5)	1.8 (3)	1.8 (3)	1.75 (2.5)
500	6.25 (10)	4 (6.25)	4 (6)	3.5 (5.6)	3.5 (5)	3 (5)	5 (9)	3.2 (5.6)	3.2 (5)	3 (5)	2.5 (4.5)	2.5 (4)	2.5 (4)
750	10 (15)	6.25 (9)	6 (9)	5.6 (8)	5 (8)	5 (7.5)	8 (12)	5 (8)	4.5 (8)	4.5 (7.5)	4 (6.25)	3.5 (6.25)	3.5 (6.25)
1000	12 (20)	8 (12)	8 (12)	7.5 (10)	7 (10)	6.25 (10)	10 (17.5)	3.5 (5.6)	3.6 (5)	3 (5)	5 (9)	5 (8)	5 (8)
1500	17.5 (30)	12 (15)	12 (15)	10 (15)	10 (15)	10 (15)	15 (25)	5.6 (8)	5 (8)	5 (7.5)	4.5 (6.25)	4.5 (6.25)	4.5 (6.25)
2000	25 (40)	15 (25)	15 (20)	15 (20)	12 (20)	12 (20)	20 (35)	7.5 (10)	7 (10)	6.25 (10)	6 (9)	5.6 (8)	5 (8)
3000	35 (60)	20 (35)	20 (35)	17.5 (30)	17.5 (30)	20 (30)	35 (50)	10 (15)	10 (15)	10 (15)	9 (12)	8 (12)	8 (12)
5000	60 (100)	35 (60)	30 (60)	30 (50)	30 (50)	30 (50)	60 (90)	15 (25)	15 (25)	15 (25)	12 (20)	12 (20)	12 (20)
7500	80 (150)	50 (90)	45 (90)	45 (80)	45 (80)	40 (70)	90 (125)	25 (40)	25 (40)	20 (35)	20 (30)		
10K	110 (200)	70 (125)	60 (110)	60 (110)	60 (110)	60 (100)	110 (175)	30 (50)	30 (50)	30 (50)	25 (45)		
15K	175 (300)	100 (175)	90 (175)	90 (150)	90 (150)	80 (150)	175 (250)	45 (80)	45 (80)	40 (70)	35 (60)		
25K	300 (500)	175 (300)	150 (300)	150 (250)	150 (250)	150 (250)	90 (250)	60 (70)	70 (125)	70 (125)	60 (110)		
37K							200 (350)			100 (175)			80 (150)
50K							300 (500)			150 (250)			110 (200)
75K							400 (750)			200 (350)			175 (300)
100K							600 (1000)			300 (500)			225 (400)
167K							900 (1600)			450 (850)			350 (650)

 Fuse = I\*300% next size smaller if primary current is less than 2 amp. No secondary fusing required.  
(Fuse) = (I\*500%) next size smaller if used for a motor control circuit per NEC 430-72[C] exception No. 4

 Fuse = I\*167% next size smaller if primary current is less than 9 amp. No secondary fusing required.  
(Fuse) = (I\*250%) next size smaller if primary current is less than 9 Amps. and secondary fusing is required see chart for size.

 Fuse = I\*125% next size higher if primary current is 9 amp. or higher. No secondary fusing required.  
(Fuse) = (I\*250%) next size smaller if primary current is 9 Amps. or higher. Secondary fusing is required see chart for size.

Recommended fuse sizes per UL 508 and NEC450-3 (B) (1), NED 430-72 and commercially available type fuses.

## Secondary Fuse Recommendations

Secondary Voltage							
V <sub>out</sub>	24	110	115	120	220	230	240
VA	Secondary Time Delay Dual Element Slow-Blow Fuse						
50	3.2	0.75	0.6	0.6	0.3	0.3	0.3
75	5	1.125	1	1	0.5	0.5	0.5
100	6.25	1.5	1.4	1.25	0.75	0.6	0.6
150	10	2.25	2	2	1.13	1	1
200	12	3	2.8	2.5	1.5	1.4	1.25
250	15	3.5	3.5	3.2	1.8	1.8	1.6
300	20	4.5	4	4	2.25	2	2
350	20	5	5	4.5	2.5	2.5	2.25
500	30	7.5	7	6.25	3.5	3.5	3.2
750	40	10	10	10	5.6	5	5
1000		12	12	12	7	7	6.25
1500		17.5	17.5	17.5	10	10	10
2000		25	25	25	12	12	12
3000		35	35	35	17.5	17.5	17.5
5000		60	60	60	30	30	30
7500		90	90	80	45	45	40
10K		125	110	110	60	60	60
15K		175	175	175	90	90	80
25K		300	300	300	150	150	150
37.5K				400			200
50K				600			300
75K				800			400
100K				1200			600
167K				1800			900

Fuse = I\*167% next size smaller if secondary current is less than 9 amp.

Fuse = I\*125% next size smaller if secondary current is 9 amp. or higher.

## Primary Overcurrent Protection

A transformer has all the same component parts as a motor, and like a motor, exhibits an inrush when energized. This inrush current is dependent upon where in the sine wave the transformer was last turned off in relation to the point of the sinewave you are when you energize the transformer. Although transformer inrush could run up to 30 to 35 times full load current under no load, it typically is the same as a motor...about 6 to 8 times normal running current. For this reason it is important to use a dual element slow blow type fuse - the same type of fuse you would use with a motor. If using a circuit breaker, select a breaker with a time delay – again the same type you would use with a motor. If the time delay is not sufficient, you may experience “nuisance tripping” – a condition where the breaker trips when energizing the transformer but when you try it again, it works fine.

## Secondary Overcurrent Protection

Overcurrent devices are used between the output terminals of the transformer and the load for three reasons:

1. Protect the transformer from load electrical anomalies.
2. Since short circuit current is minimized, a smaller gauge wire may be used between the transformer and the load.
3. Per NEC, a larger primary fuse may be used to reduce nuisance tripping.